
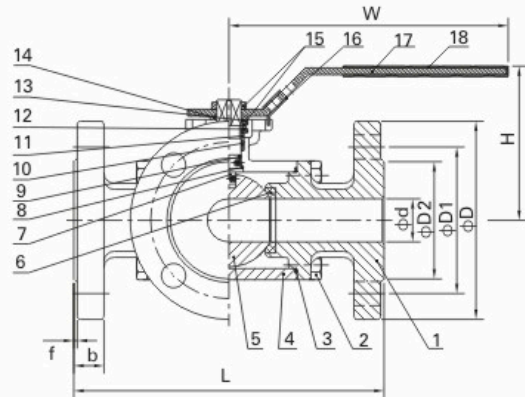


3-WAY FLANGE BALL VALVE

三通式德标法兰球阀



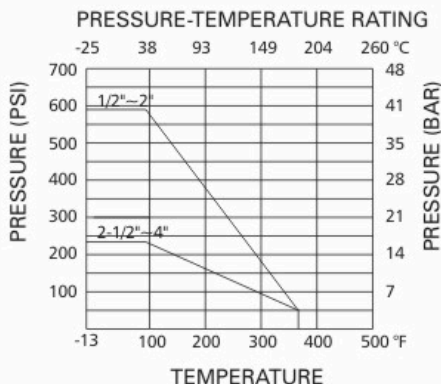
(DN65~DN100)



PORT	TURN	0°	90°	180°	270°
T-BALL					
L-BALL					

MV-87D

- 法兰标准: DIN EN1092-1 PN10~PN40
- 驱动盘标准: ISO 5211
- 公称压力: 1/2"~2" PN40
2 1/2"~4" PN16
- 工作温度: -25°C~+180°C
- 材 料: CF8M, CF8, CF3M, WCB
- Investment casting for body and cap
- Flanged ends: DIN EN1092-1 PN10~PN40
- Mounting pad: ISO 5211
- Pressure rating: 1/2"~2" PN40
2 1/2"~4" PN16
- Working temperature: -25°C~+180°C
- Material: CF8M, CF8, CF3M, WCB



MATERIAL LIST

ITEM	PARTS	MATERIAL	QTY.
1	Cap	CF8M	3
2	Bolt	SS304	12
3	Body Gasket	PTFE	3
4	Body	CF8M	1
5	Ball	SS316	1
6	Ball Seat	R-PTFE (15%)	4
7	Stem	SS316	1
8	Thrust Washer	PTFE	1
9	O-Ring	VITON	1
10	Stem Packing	PTFE	1
11	Stem Ring	SS316	1
12	Belleville Washer	SS301	2
13	Nut Stopper	SS304	1
14	Plate Washer	SS304	1
15	Nut	SS304	2
16	Lock Device	SS304	1
17	Handle	SS304	1
18	Plastic Cover	PLASTIC	1
19	Stop Pin	SS304	1

DIMENSION LIST

SIZE	d	L	D	D1	D2	b	f	H	W	C	ISO5211	Z-φd1
DN15	15	152	95	65	45	16	2	77	130	9	F03/F04	4-φ14
DN20	20	167	105	75	58	18	2	84	161	11	F04/F05	4-φ14
DN25	25	180	115	85	68	18	2	93	163	11	F04/F05	4-φ14
DN32	32	190	140	100	78	18	2	113	209	14	F05/F07	4-φ18
DN40	40	212	150	110	88	18	3	121	209	14	F05/F07	4-φ18
DN50	49	230	165	125	102	20	3	126	209	14	F05/F07	4-φ18
DN65	62	290	185	145	122	18	3	175	450	17	F07/F10	4-φ18
DN80	75	310	200	160	138	20	3	188	500	17	F07/F10	8-φ18
DN100	99	350	220	180	158	20	3	211	550	17	F07/F10	8-φ18